

IMPLANT EXTRACTION SYSTEM



Human Technology

IMPLANT EXTRACTION SYSTEM

KIT KEXIM



THE ONLY SYSTEM on the market that guarantees atraumatic extraction of internal and external connection implants.

KEXIM consist of 5 extractors and the necessary additional material.

KEXIM2 consist of one drill and two extractors, specially designed for the extraction of implants with a very deep connection

THE FIRST SYSTEM ON THE MARKET PATENTED BY BTI FOR SAFE EXTRACTION

Extractor kit

For the extraction of osseointegrated implants when they are no longer functional or are unnecessary in a new prosthetic situation.

Trephine drill kit

An atraumatic trephine drill kit for an ultrafine cut to release the area with maximum osseointegration, preserving the surrounding bone, only drilling the first 3 millimetres.

EXTRACTOR KIT KEXIM PARTS

COUNTER-TORQUE WRENCH,
200 NCM.



Wrench with large torque that breaks the join between the bone and impact, making the extraction process easier. When torque over 200 Ncm is applied, the wrench forms an angle and prevents progress. Back to the original position using a cylindrical component in the kit.



EXTENDERS

Set of counter-torque wrench extenders (long, short, extra-long) for different clinical situations.



MDPT

Handle to carry the extractor once the extender has been fitted.



EXTRACTORS*

Five parts with varying widths and lengths to adapt to the range of implants on the market.

If necessary due to the depth of the connection, they can be cut to size using a diamond disc cutter.

They are disposable to ensure maximum performance.

** Never exceed 70 Ncm with the narrowest one (EXIME - N° 0). In this case, replace LLT200 with LLMQ.*

EXTRA PARTS

INEXIM1 · 15 mm.
INEXIM2 · 21 mm.



EXTRACTORS EXCLUSIVELY FOR THE EXTRACTION OF BTI IMPLANTS WITH INTERNAL CONNECTION

EXTRACTOR KIT KEXIM 2 PARTS

DRILL DRL-E

Drill designed to prepare the bottom of the connection making sometimes easier the fitting in the most hardy areas



EXTRACTORS EXIML-A AND EXIML-B


Two new references with a greater active surface for interna conical and very deep connections, increasing their mechanical resistance

NOTE: This kit is available for those users that worked previously with KEXIM

AN EASY AND PRECISE PROCEDURE

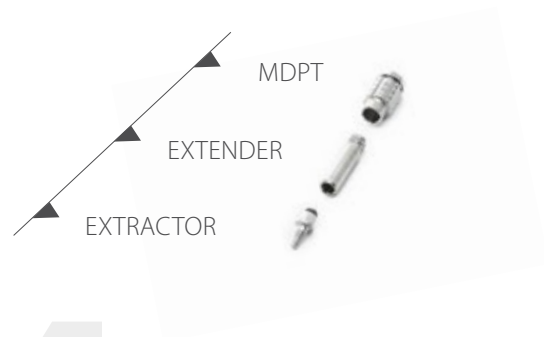
1

1. Choose the appropriate implant extractor. Choose the right extractor for the shape of the internal and external implant connections.



2

2. Manually insert the extractor in the implant thread, using the handle-adapter, ensuring it fits in an anti-clockwise direction.



3

3. Connect the counter-torque wrench and turn it anti-clockwise.



4

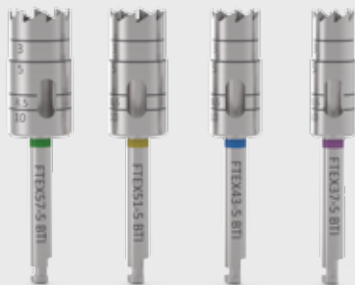
4. Apply torque gently in an anti-clockwise di-
rection until the implant is fully extracted.



If the torque of the counter-torque wrench (200 Ncm.) is not sufficient for the extraction, Re-set it and re-attempt a maximum of three times, maintaining the torque for a few seconds before releasing. If the implant can still not be extracted, drill around it using a trephine drill to a depth of just 2-3mm and repeat the wrench implant extraction process.

TREPHINE DRILLS

BTI SOLUTION FOR ATRAUMATIC EXTRACTION



Cylindrical and hollow drills to cut the bone surrounding the implant. They are delivered in different diameters, depending on the width of the implants:

FTEX37-5: Internal \varnothing 3.7 mm.
FTEX43-5: Internal \varnothing 4.3 mm.
FTEX51-5: Internal \varnothing 5.1 mm.
FTEX57-5: Internal \varnothing 5.7 mm.

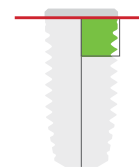
FTEX37-8: \varnothing Internal 3.7 mm.
FTEX43-8: \varnothing Internal 4.3 mm.
FTEX47-8: \varnothing Internal 4.7 mm.
FTEX51-8: \varnothing Internal 5.1 mm.
FTEX57-8: \varnothing Internal 5.7 mm.

ADVANTAGES:

They allow an ultrafine cut along **the first millimetres** because they are narrower at that level, preserving the surrounding bone. This is particularly important in the case of resorbed maxilla.

TREPHINE DRILLING TO THE MILLIMETRE

Trephine drilling to just 2-3 reduces maximum torque to less than half, to break the implant-bone connection with guaranteed extraction success.





BTI Comercial

San Antonio, 15 · 5º
01005 Vitoria-Gasteiz
(Álava) · SPAIN
Tel: +34 945 140 024
Fax: +34 945 135 203
pedidos@bticomercial.com

Subsidiaries

GERMANY

Mannheimer Str. 17
75179 Pforzheim · Germany
Tel. +49 (0) 7231 428060
Fax +49 (0) 7231 4280615
info@bti-implant.de

FRANCE

6 Avenue Neil Armstrong
Immeuble Le Lindbergh
33692 Merignac CEDEX · France
Tel: (33) 06 45 07 36 78
info@bti-implant.fr

ITALY

Piazzale Piola, 1
20131 Milano · Italy
Tel: (39) 02 7060 5067
Fax: (39) 02 7063 9876
bti.italia@bti-implant.it

MEXICO

Ejercito Nacional Mexicano 351, 3A
Col. Granada Delegación Miguel Hidalgo
Messico DF · CP 11520 · Mexico
Tel: (52) 55 52502964
Fax: (52) 55 55319327
bti.mexico@bti-implant.com

B.T.I.

Biotechnology Institute S.L.

Parque Tecnológico de Álava
Leonardo da Vinci, 14
01510 Miñano (Álava) SPAIN
bti.implantes@bti-implant.es

PORTUGAL

Praça Mouzinho de Albuquerque, 113, 5º
4100-359 Porto · Portugal
Tel: (351) 22 120 1373
Fax: (351) 22 120 1311
bti.portugal@bticomercial.com

UK

870 The Crescent
Colchester Business Park · Colchester
Essex CO49YQ · UK
Tel: (44) 01206580160
Fax: (44) 01206580161
info@bti-implant.co.uk

USA

1730 Walton Road
Suite 110
Blue Bell, PA 19422-1802 · USA
Tel: (1) 215 646 4067
Fax: (1) 215 646 4066
info@bti-implant.us

Distributors

CROATIA

Tel: 00385-1-58-013-02
bti@ortho-plan.com
www.ortho-plan.com

GREECE

Tel: +30 210 9765002
abalase@otenet.gr
www.abalase.gr

JAPAN

Tel: 81-(0)3-3833-3986
ueki@mu-trade.com

LITHUANIA

Tel. +370 5 2136648
Tel. +370 652 29991
info@mpdental.lt

ROMANIA

Tel:(40)769 059 900
office@dent-a-america2000.ro
www.dent-a-america2000.ro

RUSSIA

Tel.: 0074957672311
s.krikorian@surgitech.ru
www.surgitech.ru

UKRAINE

Tel. +380 (73) 031 31 31
info@biotechmedical.com.ua
www.biotechmedical.com.ua

BELARUS

Tel.: (+8) 232 41 00 36
ulibka132@rambler.ru
www.smile132.by

COLOMBIA

Tel: +57 (316) 742-6872
viglesias@rocol.com.co
www.rocol.com.co

MORROCO

Tel.: +212 661 880 824
innovativedentalmaroc@gmail.com

TAIWAN

Tel.: +886-2-2647-9077
kevin_lin@smart-linkx.com.tw

www.bti-biotechnologyinstitute.uk

NOTE: consult your distributor for the availability of the product in the different markets.



BTI APP
NEW PRODUCTS

iPhone / smartphone version
iPad / Tablets version (Customer Area)